

BOROSILICATE LEVEL GAUGE GLASSES AND MICA

MAIN CHARACTERISTICS

The borosilicate glasses are intended for the equipment of level gauges. These glasses are resistant in the high pressures, of easy reading and without risks. With thermic contact stress, they are provided with a gasket in graphite and with a hold in fiber. They can be equipped with MICA of protection which increases their lifes cycle. In the contact of water of boiler, a wear of glasses could compromise in the long run the security of functioning (neatness and reading). A PH value > in 10 and a temperature > 200°C accelerate the wear of this one.

AVAILABLE MODELS

Reflex glasses: width 30 mm (Type A) / Width 34 mm (Type B).
transparent glasses: width 30 mm (Type A) / Width 34 mm (Type B).

LIMITS OF USE

Max allowed fluid pressure : PS	35 bar
Max allowed fluid temperature : TS	+ 243 °C
Transparent glasses with mica	70 bar / + 280°C
Water resistance DIN 12111	Class 1
Acide resistance DIN 12116	Class 1
Alkali resistances DIN 52322	Class 2

REGULATIONS AND STANDARD OF CONSTRUCTION

Item	Standard
Reflex glasses	DIN 7081
Transparent glasses	DIN 7081



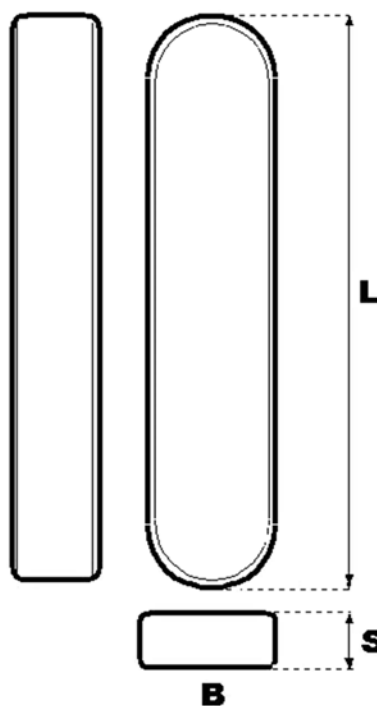
BOROSILICATE LEVEL GAUGE GLASSES AND MICA

DIMENSIONS (mm) AND WEIGHT (kg)

Model (transparent)	L (Length)	B (Width)	S (Thickness)	Weight (Kg)	Model (reflex)	L (Length)	B (Width)	S (Thickness)	Weight (Kg)
A1	115	30	17	0,15	A1	115	30	17	0,15
A2	140	30	17	0,20	A2	140	30	17	0,20
A3	165	30	17	0,20	A3	165	30	17	0,25
A4	190	30	17	0,25	A4	190	30	17	0,30
A5	220	30	17	0,30	A5	220	30	17	0,30
A6	250	30	17	0,30	A6	250	30	17	0,35
A7	280	30	17	0,35	A7	280	30	17	0,40
A8	320	30	17	0,40	A8	320	30	17	0,45
A9	340	30	17	0,45	A9	340	30	17	0,50
Model (Transparent)	L (Length)	B (Width)	S (Thickness)	Weight (Kg)	Model (reflex)	L (Length)	B (Width)	S (Thickness)	Weight (Kg)
B1	115	34	17	0,15	B1	115	34	17	0,15
B2	140	34	17	0,20	B2	140	34	17	0,20
B3	165	34	17	0,25	B3	165	34	17	0,20
B4	190	34	17	0,30	B4	190	34	17	0,25
B5	220	34	17	0,30	B5	220	34	17	0,30
B6	250	34	17	0,35	B6	250	34	17	0,30
B7	280	34	17	0,40	B7	280	34	17	0,35
B8	320	34	17	0,45	B8	320	34	17	0,40
B9	340	34	17	0,5	B9	340	34	17	0,45

MATERIAL

Chemical composition of the borosilicate	
Transparent glasses / Reflex glasses	
77%	SiO ₂
11%	B ₂ O ₃
5%	Na ₂ O
4%	Al ₂ O ₃
1%	K ₂ O
1%	ZrO ₂



BOROSILICATE LEVEL GAUGE GLASSES AND MICA

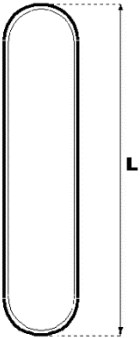

OPTIONS

The MICA of protection is only used with the borosilicate transparent glasses.

In high pressure the MICA increases the duration. (Recommended Threshold 17 bar)

Thickness : 0,15 to 0,2 mm

MICA for transparent glasses		
Model (Transparent)	L (Length)	Code
B1	115	2352901
B2	140	2352902
B3	165	2352903
B4	190	2352904
B5	220	2352905
B6	250	2352906
B7	280	2352907
B8	320	2352908
B9	340	2352909

MOUNTING AND USE

- 1 - Isolate the supply system of the level gauge and remove the indicator case from transparency of the installation.
- 2 - To install Borosilicate glasses, begin by unscrewing in the order the nuts of the case and to remove bootstraps.
- 3 - Remove delicately both bodies of the case to separate the left axis passage of the fluid as well as the damaged glasses, the holds and the joints.
- 4 - Clean the impacts of gasket. IT is very important to take up new gaskets on absolutely healthy impacts and perfect parallelism. (Never reuse worn gaskets). Remember itself that the gaskets of glasses back must be placed near (on the side of) grooves.
- 5 - Mounted successively:
 - Hold before, glasses, seal back, part median, back part or stirrup following the models of the gauges.
 - Tighten the screws.
 - Never tighten the level gauge body in a vice but put it on a plane surface.
 - Never use adhesives.
- 6 - Optional a MICA of protection (transparent glasses only) maybe put on the glass (Highly-rated fluid).
- 7 - Put back the assembly on the installation and open the supply system.

MAINTENANCE

- 1 - Visual control.
- 2 - Cleaning of glasses (cloth).

INDICATIVE PLAN OF PLAN OF TIGHTENING:

Respect the couple of tightening indicated for every level indicator.

For the RBF and TMF level gauge this torque value is 37 Nm.

